

Population by Health Insurance & Sex, 2010

	Total		Male		Female	
	#	%	#	%	#	%
Cayman Brac						
Total Population	2,098	100.0	997	100.0	1,101	100.0
With Insurance	1,758	83.8	838	84.1	919	83.5
C.I. Government	988	47.1	455	45.7	533	48.4
Other Insurer	769	36.7	383	38.4	386	35.1
Uninsurable	3	.1	1	.1	2	.2
Without insurance	323	15.4	151	15.2	172	15.6
DK/NS	14	.7	6	.6	8	.7
Little Cayman						
Total Population	198	100.0	114	100.0	84	100.0
With Insurance	190	96.0	108	94.7	82	97.6
C.I. Government	22	11.2	14	12.3	9	10.7
Other Insurer	168	84.8	94	82.4	73	86.9
Without insurance	8	4.0	6	5.3	2	2.4

Population by Health Insurance & Status, 2010

	Total		Caymanian		Non-Caymanian	
	#	%	#	%	#	%
Cayman Brac						
Total Population	2,098	100.0	1,446	100.0	652	100.0
With Insurance	1,758	83.8	1,261	87.2	497	76.2
C.I. Government	988	47.1	824	57.0	165	25.2
Other Insurer	769	36.7	437	30.2	332	50.9
Uninsurable	3	.1	1	.1	2	.3
Without insurance	323	15.4	177	12.2	146	22.4
DK/NS	14	.7	7	.5	7	1.1
Little Cayman						
Total Population	198	100.0	58	100.0	140	100.0
With Insurance	190	96.0	55	94.8	135	96.3
C.I. Government	22	11.2	18	31.0	4	2.9
Other Insurer	168	84.8	37	63.8	131	93.4
Without insurance	8	4.1	3	5.2	5	3.6

Persons with Diagnosed Illnesses by Sex, 2010

	Total		Male		Female	
	#	%	#	%	#	%
Cayman Brac						
Total Population	2,098	100.0	997	100.0	1,101	100.0
Diabetes	154	7.4	53	5.3	102	9.2
High Blood Pressure	339	16.2	121	12.1	218	19.8
Heart Condition	59	2.8	22	2.2	37	3.3
Asthma	49	2.3	18	1.8	30	2.8
Other Sickness & Cancer	54	2.6	18	1.8	36	3.2
None	1,591	75.8	808	81.0	783	71.1
Little Cayman						
Total Population	198	100.0	114	100.0	84	100.0
All Illness	23	11.8	12	10.7	11	13.1
None	177	89.3	103	90.0	74	86.9

Persons with Diagnosed Illnesses by Status, 2010

Illness	Total		Caymanian		Non-Caymanian	
	#	%	#	%	#	%
Cayman Brac						
Total Population	2,098	100.0	1,446	100.0	652	100.0
Diabetes	154	7.4	139	9.6	15	2.3
High Blood Pressure	339	16.2	289	20.0	51	7.8
Heart Condition	59	2.8	56	3.9	3	0.5
Asthma	49	2.3	40	2.7	9	1.4
Other Sickness & Cancer	54	2.6	53	3.7	1	0.2
None	1,591	75.8	1,017	70.3	574	88.0
Little Cayman						
Total Population	198	100.0	58	100.0	140	100.0
All Illness	23	11.8	13	22.8	10	7.3
None	177	89.3	47	80.6	130	92.9

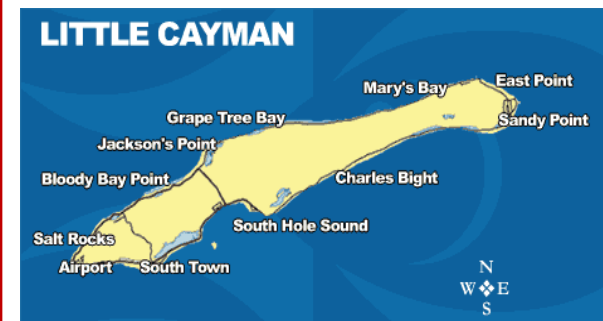
Persons with Disability by Sex, 2010

	Total		Male		Female	
	#	%	#	%	#	%
Cayman Brac						
Total Population	2,098	100.0	997	100.0	1,101	100.0
Sight	56	2.7	20	2.0	36	3.23
Hearing	19	0.9	8	0.8	11	1.02
Speech	12	0.6	5	0.5	7	0.65
Upper Limb (arm)	19	0.9	5	0.5	14	1.29
Lower Limb (Legs)	36	1.7	12	1.2	23	2.12
Neck and Spine	13	0.6	4	0.4	9	0.83
Learning disability	11	0.5	4	0.4	7	0.65
Other disability	36	1.7	17	1.7	19	1.75
None	1,929	92.0	929	93.1	1,001	90.89
Little Cayman						
Total Population	198	100.0	114	100.0	84	100.0
With disability	3	1.5	3	2.7	-	-
None	193	97.5	109	95.4	84	89.7

Persons with Disability by Status, 2010

	Total		Caymanians		Non-Caymanians	
	#	%	#	%	#	%
Cayman Brac						
Total Population	2,098	100.0	1,146	100.0	652	100.0
Sight	56	2.7	52	4.5	4	0.6
Hearing	19	0.9	19	1.7	-	-
Speech	12	0.6	10	0.9	2	0.3
Upper Limb (arm)	19	0.9	19	1.7	-	-
Lower Limb (Legs)	36	1.7	36	3.1	-	-
Neck and Spine	13	0.6	13	1.2	-	-
Learning disability	11	0.5	10	0.9	1	0.2
Other disability	36	1.7	30	2.7	6	0.9
None	1,929	92.0	1,293	112.9	636	97.5
Little Cayman						
Total Population	198	100.0	58	100.0	140	100.0
With disability	3	1.5	3	5.3	-	-
None	193	97.5	109	187.4	84	60.2

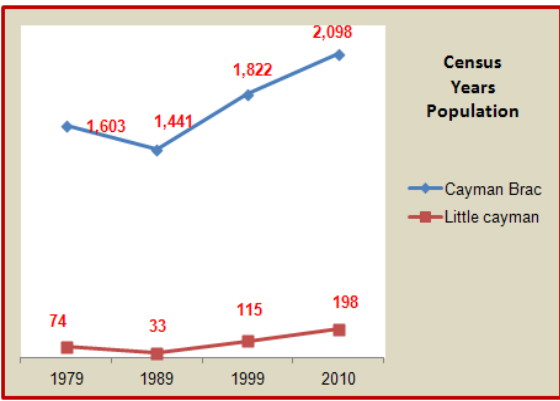
SISTER ISLANDS 2010 CENSUS INFORMATION: DEMOGRAPHY, SOCIAL & HEALTH



2010 Everyone Counts!

www.eso.ky

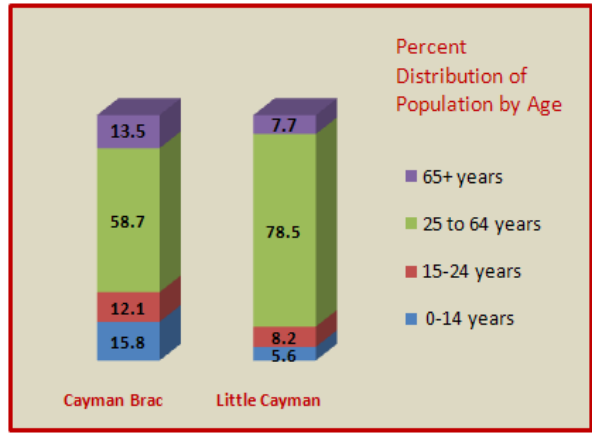
3rd Floor Government Admin Building
George Town, Grand Cayman
Cayman Islands BWI
Phone (1-345) 949-0940
Fax (1-345) 949-8782
infostats@gov.ky



	Total		Male		Female	
	#	%	#	%	#	%
Cayman Brac						
Total	2,098	100.0	997	100.0	1,101	100.0
0 to 14	331	15.8	162	16.2	170	15.4
15 to 29	385	18.4	202	20.3	183	16.6
30 to 49	724	34.5	349	35.1	375	34.0
50 to 64	375	17.9	171	17.1	204	18.5
65+	282	13.5	113	11.3	170	15.4
Little Cayman						
Total	198	100.0	114	100.0	84	100.0
0 to 14	11	5.6	8	7.1	3	3.6
15 to 29	47	23.6	25	22.3	21	25.3
30 to 49	86	43.6	52	45.5	35	41.0
50 to 64	39	19.5	19	17.0	19	22.9
65+	15	7.7	9	8.0	6	7.2

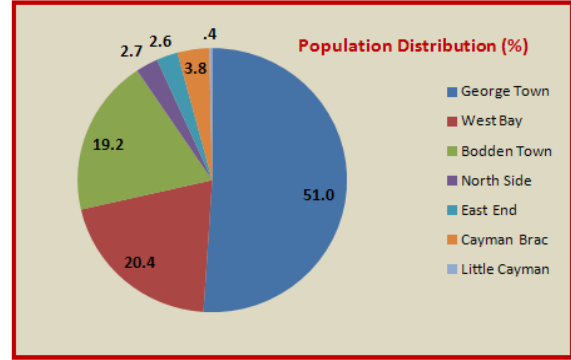
	Total		Male		Female		Non-Caymanian	
	#	%	#	%	#	%	#	%
Cayman Brac								
Total	2,098		997		1,101		1,446	
Anglican	27		11		16		16	
Baptist	827		385		442		691	
Church of God	505		238		267		371	
Pentecostal	78		33		46		12	
Roman Catholic	171		81		89		66	
Seventh Day	192		82		110		111	
Non-denominational	83		43		41		58	
None	73		50		23		50	
Others	134		68		66		68	
DK/NS	7		6		1		3	
Little Cayman								
Total	198		110		80		53	
Baptist	25		16		9		16	
Church of God	35		23		11		14	
Roman Catholic	36		17		18		5	
Non-denominational	30		15		15		3	
None	13		6		7		2	
Other	59		31		19		12	

	Total		Caymanian		Non-Caymanian	
	#	%	#	%	#	%
Total	55,036	100.0	27,218	100.0	27,818	100.0
George Town	28,089	51.0	12,572	40.6	15,517	64.5
West Bay	11,222	20.4	7,098	22.9	4,124	17.1
Bodden Town	10,543	19.2	7,634	24.6	2,909	12.1
North Side	1,479	2.7	1,114	3.6	365	1.5
East End	1,407	2.6	1,058	3.4	349	1.4
Cayman Brac	2,098	3.8	1,446	4.7	652	2.7
Little Cayman	198	.4	58	.2	140	.6



Main religious denominations:

- ❖ Cayman Brac
 - Baptist (827)
 - Church of God (505)
 - Seventh Day Adventist (192)
- ❖ Little Cayman
 - Roman Catholic (36)
 - Church of God (35)
 - Baptist (25)



	Total		Caymanian		Non-Caymanian	
	#	%	#	%	#	%
Cayman Brac						
Total	2,098	100	1,446	100	652	100
0 to 14	331	16	276	19	55	8
15 to 29	385	18	274	19	111	17
30 to 49	724	35	354	25	371	57
50 to 64	375	18	270	19	105	16
65+	282	14	271	19	11	2
Little Cayman						
Total	198	100	58	100	140	100
0 to 14	11	6	5	9	6	4
15 to 29	47	24	3	5	44	31
30 to 49	86	44	17	30	69	49
50 to 64	39	20	19	33	19	14
65+	15	8	13	23	2	1

	Total		Caymanian		Non Caymanian	
	#	%	#	%	#	%
Cayman Brac						
Total	1,767	100.0	1,169	100.0	597	100.0
Legally married	902	51.1	587	50.2	315	52.7
Legally separated	35	2.0	21	1.8	13	2.2
Divorced	128	7.2	103	8.8	25	4.3
Widowed	106	6.0	90	7.7	15	2.6
Never married	590	33.4	364	31.1	227	37.9
DK/NS	6	.3	4	.3	2	.3
Little Cayman						
Total	187	100.0	53	100.0	134	100.0
Legally married	87	46.7	31	59.6	56	41.7
Legally separated	3	1.6	2	3.8	1	.8
Divorced	16	8.7	7	13.5	9	6.8
Widowed	2	1.1	1	1.9	1	.8
Never married	78	41.8	11	21.2	67	50.0

